SLOW FLOW METER
INTRINSICALLY SAFE



APPLICATIONS

- Stationary Generator Sets
- Compressors
- Irrigation pumps
- Natural Gas Applications, Hazardous Locations

MODELS & OPTIONS

- Display Calibrated in Liters or Gallons
- Capable of connecting to a PLC
- Remote mounted electronic readout available

FEATURES & BENEFITS

- Low maintenance, cost effective solution for visible and accurate reading of engine oil consumption
- Provides indication of excessive engine oil consumption
- Slow Flow Metering as low as 0.05 gallons per hour
  - Measures oil consumption in applications with less than 10 gph flow
- Accurate measurement to 0.3%
- Built in pressure regulator
- Can be used in combination with DAVCO Oil Level Regulator for Best-In-Class crankcase control

DAVCO Technology, LLC
1600 Woodland Drive, Saline, MI 48176-1629
800-328-2611
www.davco.com

HOW IT WORKS

- The Slow Flow Meter is typically installed between the Oil Level Regulator and an oil reservoir tank with a minimum of 3.5 psi of head pressure.
- The piston rack is cycled by the oil head pressure switching the cycling valve from “Empty” to “Full”.
- As one side fills, the other side is emptied into the crankcase via the Oil Level Regulator. The piston rack is configured to provide a signal for the readout.
- As demand continues, the meter cycles, filling and emptying the chambers until demand from the regulator ceases.

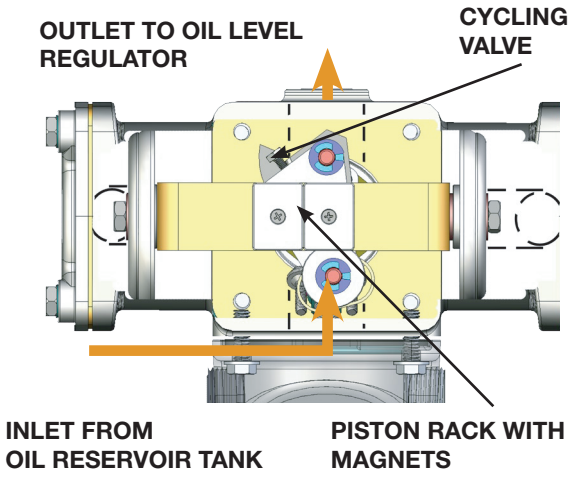

TYPICAL INSTALLATION

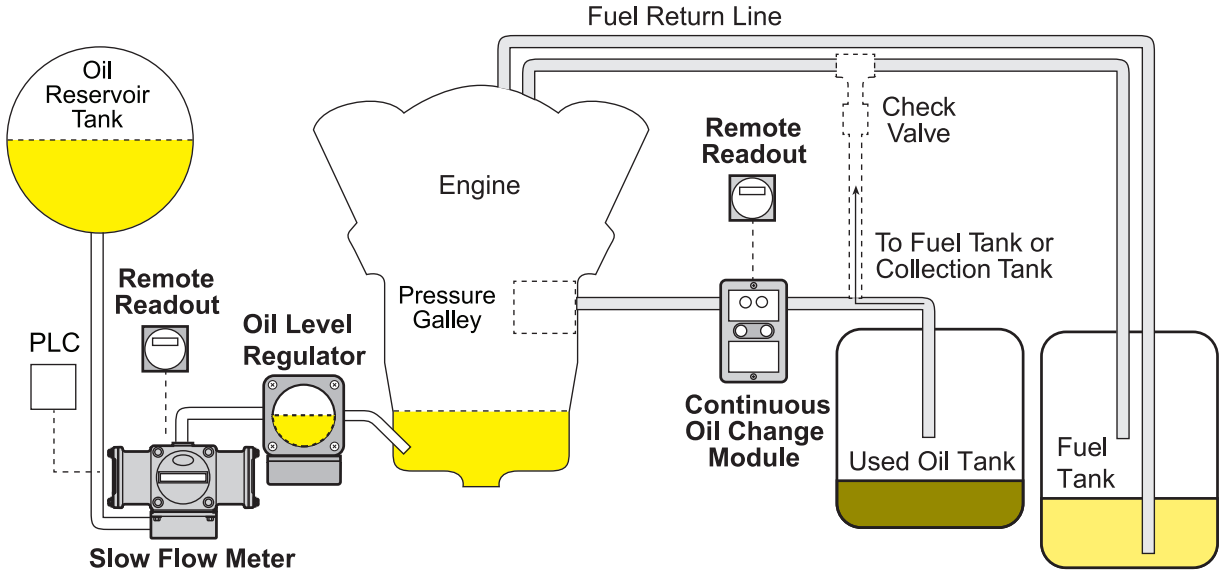

TO ORDER

Call customer service at 800-328-2611 for your nearest distributor.

UNIVERSAL APPLICATIONS

Use Slow Flow Meter on Stationary Generator Sets, Compressors and Irrigation Pumps with flow as low as .05 gph

DAVCO®, Fuel Pro®, Diesel Pro®, Industrial Pro®, EyeMax®, Sea Pro®, Shop Pro®, Pro-Chek® and “SEEING IS BELIEVING”® are registered trademarks of DAVCO Technology, LLC.
As technical advancements continue, specifications may change without notice.
An ISO/TS 16949 and ISO 14001 Environmentally Registered Company

customerservice@davco.com
www.davco.com

F5145 REV G
050619

© DAVCO Technology, LLC. 2019